



MARCH NEWSLETTER



LUCK is when PREPARATION meets OPPORTUNITY

As Spring approaches, It's important to do everything you can not to leave disaster preparedness to chance.

Here are some ways you can leave the luck behind and prepare for disasters:




DOCUMENT AND INSURE YOUR PROPERTY

Disasters are a matter of when, not if.

Make sure you're prepared by documenting your property beforehand. Also: ensure you have the insurance coverage you need.


KNOW YOUR ALERTS AND WARNINGS

When disaster strikes, know who to turn to for updates, alerts, and warnings. The City of Los Angeles' mass notification system is NotifyLA, used to provide emergency information regarding necessary protective actions. Sign up for free at: <https://emergency.lacity.gov/notifyla>



SAFEGUARD CRITICAL DOCUMENTS AND VALUABLES

Be prepared for any disaster by safeguarding documents and valuables. Having a checklist helps you prepare your documents should you need to file an insurance claim after a disaster.






TSUNAMI PREPAREDNESS WEEK MARCH 22-30



For more information, visit tsunamizone.org

DON'T LEAVE IT TO CHANCE...

Tsunamis can travel up to 30 miles per hour, with wave heights up to 10-100 feet high.



"...KNOW YOUR ZONE!"


Tsunamis can cause flooding, disrupt transportation, power, and water supply infrastructure.



Draw potential evacuation routes. Where is high ground and low ground? Or, how far inland might you need to go to be out of danger?

If the source is distant, you may have hours before waves arrive. However, if nearby, perhaps only a matter of minutes

In order to stay safe, it is key to understand the signs of a potential tsunami. **They can include** an earthquake, a loud roar from the ocean, or unusual ocean behavior -- such as a sudden rise or wall of water, **or rapid** draining of water that exposes the ocean floor.



Source: Statewide California Earthquake Center